

Tutorial for SHK Educations Bot

This tutorial will teach you the following:

- ✓ Advantages and disadvantages (we will be honest with You 😊) of our program
- ✓ How to install, update and delete it
- ✓ How the Subscriptions work
- ✓ How to configure and use each feature
- ✓ The ways you can contribute to this project
- ✓ How to ask questions to support so that they're solved fast
- ✓ How to benefit from our referral system
- ✓ Tricks that You can apply without using a Bot (a bonus from us 😊)

Disclaimer

In some of the paragraphs You will see screenshots with account data. We used a demo account that was obviously blocked because it's exposed here. Don't expose Your accounts in any similar fashion and they will be safe.

Contacts

e-mail: SHKEducations@gmail.com.

Skype: live:purityperfection333

Discord: SHK Educations (shkbot.com)#8082

(please search for it as Discord contact, not the Discord server)

Foreword

The reason to create this PDF manual is that our YouTube channel with video tutorials was blocked due to game developers' complaint.

In my humble opinion the PDF format has many advantages over the channel with videos and I will list few of them:

- ✓ It's much smaller in size and thus easier to upload/download and share
- ✓ We get information much faster through reading, rather than listening to video
- ✓ You can search for necessary paragraph using CTRL+F keys
- ✓ It's easier to update these materials in case if Bot's interface or logic has changed
- ✓ It can be translated into other languages

Yet, YouTube was helping to find new players, so we must compensate it by improving our referrals system. Please find more information about our referrals system in the corresponding paragraph.

Advantages

1. Safety of Your account is our top priority
2. Lots of useful features
3. Flexible settings will let You configure Your Bot the way You like it, making Your Bot unique and thus impossible to detect
4. High stability. We do our best to keep the downtime of Your Bot below 1%.
5. High performance. Game with Bot consumes nearly as much PC resources as the original.
6. It runs on all game worlds unlike premium tokens.
7. Support processes all questions 2-3 times a day with no days off.
8. You can play the game while the Bot works.
9. Bot's interface can be translated any way You like.
10. Bot's author is a professional software developer with Bachelor degree and over 5 years of experience in the industry. Familiar with the game since Alpha 4 (in 2010) and remains a player till now (over 9 years).

Disadvantages

1. The Bot can only work while the game is launched and logged into a game world (we offer "Offline Bot" service if this isn't comfortable for you)
2. There is no Bot for mobile version of the game (we could do it with help of Android/iOS developer)
(you can run the Bot on your PC and have the access to it from Your smartphone via Team Viewer)
3. If you play multiple accounts, share accounts or violate game rules in any other fashion, it's more likely that it will be noticed after you start to use the Bot, because the Bot increases activity of the account. So although some players were blocked after starting to use Bot, the reason of blocking was multi-accounting or account sharing while the Bot itself remained undetected.
(please refer to our guide "How to play multiple accounts at once safely". It doesn't require You to install the Bot and all software used in this guide is free for personal usage)

How to Install

1. Make sure to have the latest game version since Bot is always targeting latest version.

2. Download installation archive of the latest version from the following links

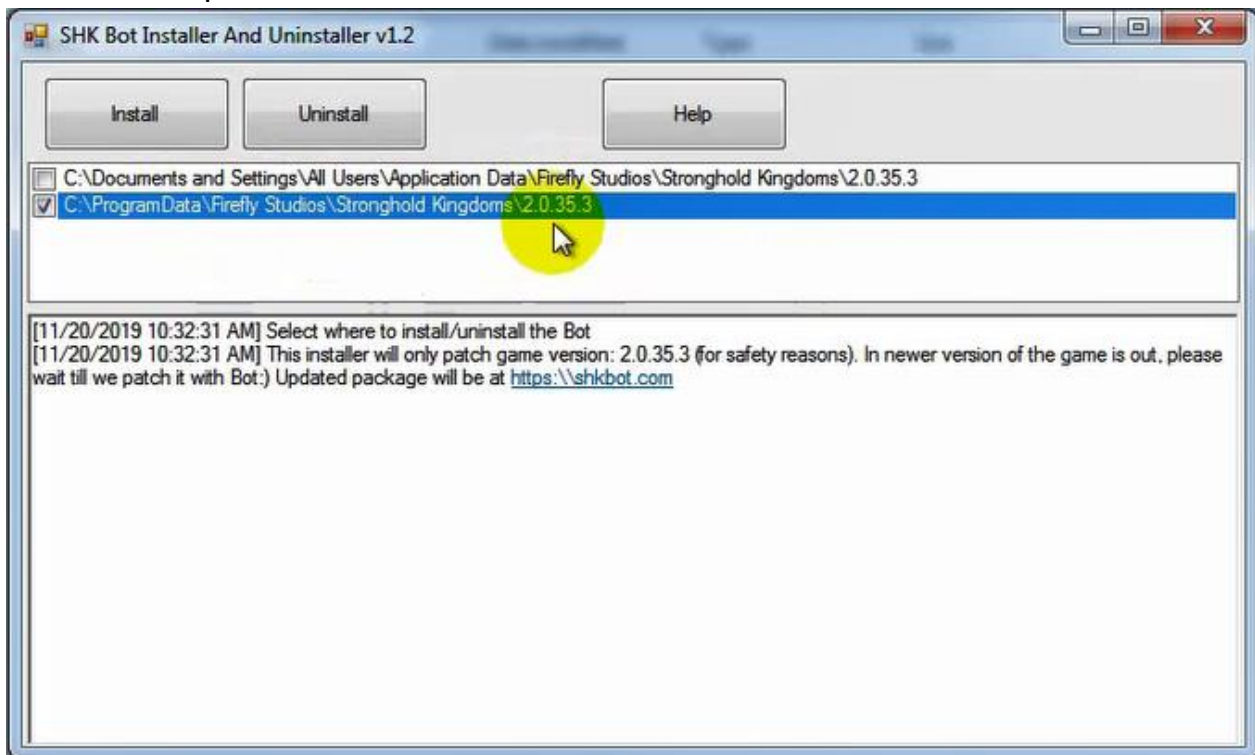
<https://shkbot.com/download/>

<https://shkbot.site/download/>

If the website is currently unavailable, address to the Contacts section.

We advise to download the file into some newly created folder and extract it there to avoid file caching problems

3. Launch “SHK_Bot_Installer_And_Uninstaller.exe” and pick which copy of the game you would like to patch



4. Make sure the game is not running and click “Install”.

Now you can launch the game just as you usually do. Bot’s window will show up when you join some game world. We recommend to see “Subscriptions” section as well

How to Update

Bot updating process is the same as Installation😊

How to Delete

1. Launch “SHK_Bot_Installer_And_Uninstaller.exe” and pick from which copy of the game you would like to remove the patch

2. Make sure the game is not running and click “Uninstall”

3. Choose whether or not to delete Bot’s settings as well.

Note that the subscriptions You had will keep running.

How the Subscriptions work

Subscriptions are displayed on the Main tab in the bottom right corner.

Every account, that first time enters a game world with Bot installed, gets a free 7-day trial subscription to “All Features” automatically.

Please note that entering the game world triggers trial period to start. Not the installation of Bot on Your PC or logging into Your account.

If you entered the game world first time, but do not see a trial subscription:

1. Please search for the connection errors within Main tab’s journal and report them to the contacts mentioned within Contacts section. You can copy the error text or make a screenshot.

2. If there are no error messages, then Your IP address might accidentally get blocked in our system. Check what is your IP address at any website like <https://whatismyipaddress.com/> and send us a message (to the contacts mentioned within Contacts section)

3. If there are no errors and Your IP address wasn’t blocked, then another player, who had the Bot installed, logged into Your account and thus a trial period was started. If you know who had Your credentials and that player confirms this, we will gladly reset Your trial period😊

Aside of subscription to “All Features” there are subscriptions to separate features as well, please refer to “Contributions” sections for a complete list.

Subscriptions can be transferred to another account in case the original account was lost or blocked.

Subscriptions can be frozen in case you go on vacation. To freeze the subscription, please address to our Contacts

Subscriptions cannot be transferred to another player if there is a negative value difference. For example, if you got 1-year subscription, it includes a certain discount, thus you cannot transfer 1 month to another player, as 1-month subscription doesn’t include a discount.

Features that work without any subscriptions are the following:

1. Refresh tab that is updating your villages
2. Free Monitor tab
3. World Map will keep updating
4. All your settings for all features remain and they can be edited

If you decide to extend Your subscription before it expires, extended period will be added to your remaining time, so You don’t lose anything😊

It applies to trial period as well😊

How to configure and use each feature

This section is under construction yet

The ways you can contribute to this project

The ways you can Contribute to this project are as follows:

1. Report errors and bugs. Send a screenshot or a text of an error you've got to our Contacts. Additional details are welcomed, such as Your Bot's version and short explanation of what You were trying to do at that moment. Please refer to: [How to ask questions to support so that they're solved fast](#)
2. Invite Your friends to try it. Please refer to section about our referral system to learn more: [How to benefit from our referral system](#)
3. Translate the Bot into another language. The Bot comes with English and Russian languages. German, French, Portuguese and Arabic translations are made by our volunteers and you can fulfill this list😊
4. Make a video review of our Bot (or just upload our videos to Your YouTube channel😊)
5. Make a **donation via any supported method.**

How to ask questions to support so that they're solved [fast](#)

Rule #1 - Search for answers within this tutorial, before addressing to support😊 We write this tutorial to save Your and Our time and avoid responding to similar questions😊

Rule #2 - If you aren't able to solve some issue with our program within 30minutes, send a message to provided [Contacts](#).

Several times we received complaints that the program isn't working last 3 days or even a week and it's a subject for a compensation. Yet the complaint is sent just now, so the first questions that comes to our mind is "what were You waiting for?"😊 We never let a downtime from our side to last so long. The issue is most certainly at user's side (his configurations or his computer or his internet connection etc).

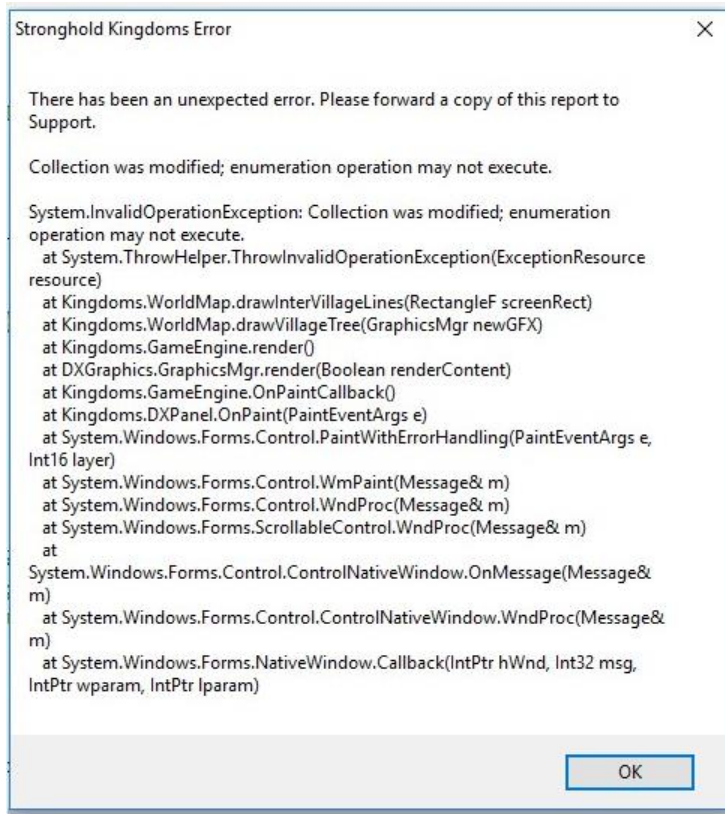
Rule #3 – Provide details😊

Examples of bad questions:

- ✗ my bot is not working
(we really can't tell why 😊)
- ✗ scouts not working
(I can't even tell if it's good or bad😊)
- ✗ my subscription is gone, why?
(what subscription? 😊 who are you? 😊 We need a nickname at least😊)
- ✗ The bot no longer works since Friday, it's Monday already!
(but You didn't message us on Friday😊)
- ✗ I can't download, it's blocked by my antivirus
(we are not experts in antiviruses, but most likely you need to disable it or add files to whitelist😊)
- ✗ unblock my IP address!
(ok what IP address is yours and why do you think it's blocked in the first place?😊)

Examples of good questions:

- ✓ I get the following error message and the game crashes. It happens occasionally when I enter the game. Bot version 7.6.4.

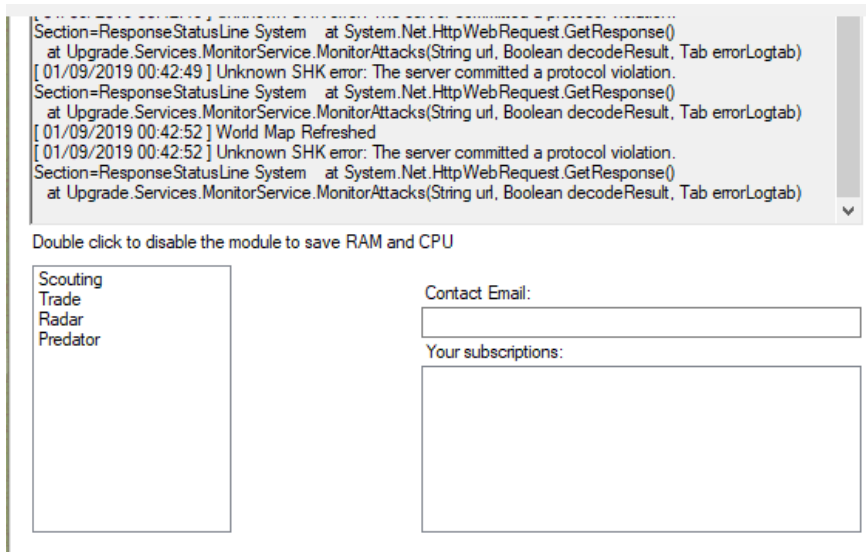


(it's great because it has screenshot of an error, description when it happens and installed Bot version)

- ✓ My subscription has disappeared without error messages on Main tab. My nickname is "Lord Jacob" and IP address is 11.222.33.44

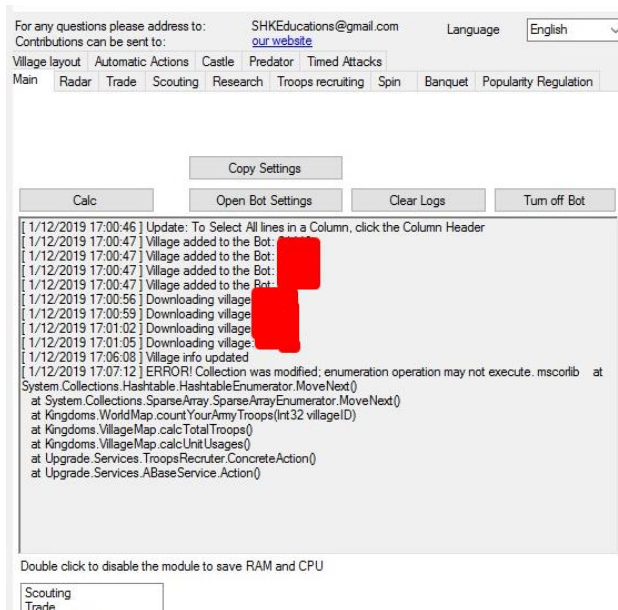
(it's perfect because the player already checked for errors and provided his nickname and IP)

- ✓ I get the following errors when I enter the game and I don't see my subscription



(this questions gets immediate solution because the error message is provided)

- ✓ I get this error. It doesn't seem to effect anything but I wonder if I'm doing something wrong or this should be fixed. Bot version 7.6.4



(this question has all necessary information provided: error message and Bot's version)

- ✓ I put my account "Lord Jacob" to vacation mode for 15 days since December 17. Please freeze my subscription

(this request contains all the information required to satisfy it😊)

Note, that proper error report, that helped to fix it, is considered a contribution and will grant you a bonus. For more details refer to The ways you can contribute to this project

What details why usually ask?

1. If it's a new conversation or chat, it's best to remind your in-game nickname.
2. If you spotted errors - screenshot of an error message or text of an error if it's printed into journal. If error is printed into journal, then it's best to copy all log messages currently present there and send as text file. This provides us with a context of what happened 😊

If the error is printed in some particular module, for example Scouting, a good idea is to show what settings you have there.

What was the last action you made?

3. What version of the Bot you have installed? It's displayed on top of the Bot's window
4. In some cases we must check if your IP address has been blocked for some reason. You can find out what's your public IP address at any service like these

<https://whatismyipaddress.com/>

<https://www.whatismyip.com/>

<https://www.myip.com/>

Note, that it's safer to send account sensitive data over the email rather than messengers like Skype or Discord. Refer to: Contacts

Rule #4 Don't put your long question into email's subject, leaving the body empty ☹

Rule #5 We only speak English. If 5 players translate their questions before sending, they will get response faster than if we make 5 translations ourselves ☺

How to benefit from our referral system

We provide a 50% bonus to everyone who invites new people to try our program. Your friend should just mention your nickname when his contributes to the project to provide You with this bonus. Thus:

If your friend gets 1-month subscription to "All features", You get 2-weeks subscription to "All features" as bonus

If your friend gets 6-month subscription to "All features", You get 3-months subscription to "All features" as bonus

If your friend gets 12-month subscription to "All features", You get 6-months subscription to "All features" as bonus.

And in case if Your friend goes for a subscription to some separate feature, it works this way:

If your friend gets 1-month subscription to "Scouts", You get 2-weeks subscription to "Scouts" as bonus

If your friend gets 1-month subscription to "Trade", You get 2-weeks subscription to "Trade" as bonus

If your friend gets 6-month subscription to "Radar" and "Monks", You get 3-months subscription to "Radar" and "Monks" as bonus.

And so on ☺

Note! If Your friend gets subscription to some separate feature and You had subscription to "All features" at that moment, your bonus will be set to work after current subscription is expired. This way You don't lose anything ☺

Here is another example:

"Lord Mike" has decided to invite "Lord Jacob" to try and use our program. "Lord Jacob" liked It and decided to get 1-month subscription to "All Features". He sends a contribution with note "Lord Jacob, invited by Lord Mike". "Lord Jacob" receives 1-month subscription to "All Features". "Lord Mike" receives 2-weeks subscription to "All features" as bonus. Also "Lord Mike" will be set as "Lord Jacob"' referral. Every time "Lord Jacob" decides to extend his subscription, "Lord Mike" will be receiving a bonus in a similar fashion, even if "Lord Jacob" forgets to mention him ☺

Note, that You cannot refer your own accounts. We can easily check if a referred player is Your alt account.

Promo-codes

Note, that if You want to promote us at some forums, websites or other resources and remain anonymous, You can ask us for anonymous promo-code.

So if “Lord Mike” from example above decided to make a post at YouTube, Steam, Playground or some other platform, he would refer to our [Contacts](#) section and ask for anonymous promo-code. For example, code 12345.

Some player, let’s call him “King John” visit that post and decides to try the program and later he extends his subscription. He doesn’t know “Lord Mike”, but he has a promo-code 12345, so he sends a contribution with note “King John, code 12345”. As a result “King John” gets a subscription he was going for and “Lord Mike” gets 50% bonus the same way as with “Lord Jacob” 😊

Tricks that You can apply without using a Bot (a bonus from us 😊)

This section is under construction yet